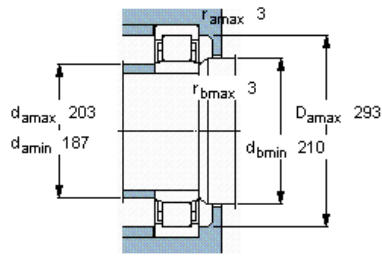
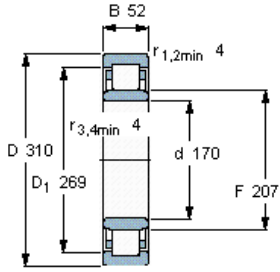
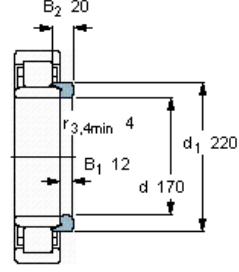


Cylindrical roller bearings, single row

Principal dimensions			Basic load ratings		Designation	Angle ring
d	D	B	dynamic C	static C0	* SKF Explorer bearing	Designation
mm			kN		-	-
170	310	52	695	815	NU 234 ECM *	HJ 234 EC



Calculation factors
 k_r 0,15
 e 0,2 γ 0,6



HJ 234 EC
 Mass kg 1,65